

Bi-Folding Door Order Form



Sliders (UK) Limited Unit 232, Oldfield Road, Walton Summit, Bamber Bridge, Lancashire PR5 8BG
Tel: 01772 698222 Fax: 01772 698333 Email: sales@sliders-uk.com www.sliders-uk.com

Contact Details:

Company Name: _____

Address: _____

Postcode: _____

Telephone: _____

Fax: _____

Date: _____ Ref. No. _____

Special Instructions: _____

Opening Configuration:

Open Out Open In

Bi-Fold Scheme No. (viewed from outside) _____

Example:

Total quantity of sashes	Quantity of sashes that slide/open to LHS	Quantity of sashes that slide/open to RHS
--------------------------	---	---

3	2	1
---	---	---

Position of Doors



Standard Colours: (please tick box)

White (as standard) Brilliant White

Mahogany Mahogany on White

Golden Oak Golden Oak on White

Rosewood Rosewood on White

Door Size:

Overall Frame Width (mm) _____

Overall Frame Height (mm) _____

Note: a 10mm gap must be left between your frame size and opening

Ancillaries:

15mm Frame Extension to LHS RHS TOP

35mm Frame Extension to LHS RHS TOP

(202, 220, 404, 440, 606, 660 schemes include a 15mm extension on lock side)

Master Door Handle Colour:

White (as standard) Black

Anodised Gold PVD Gold

Anodised Silver PVD Chrome

Frame Hinge Colour:

White (as standard) Brown

PVD Gold PVD Chrome

Bi-Fold Door Handle Colour (flat):

White (as standard)

Silver

Brown

Bi-Fold Door Hinge Colour:

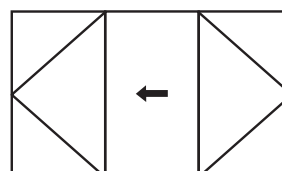
White (as standard) Brown

Diagram: (viewed from outside)

Example:


> Denotes Frame Hinged Sash

← Denotes Direction of Sliding Sash



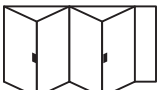
Bi-Folding Door Scheme Options

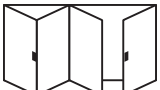


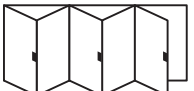
Scheme 220*  2 sash
2 sliding to left
0 sliding to right

Scheme 330  3 sash
3 sliding to left
0 sliding to right

Scheme 321  3 sash
2 sliding to left
1 open to right

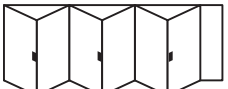
Scheme 440*  4 sash
4 sliding to left

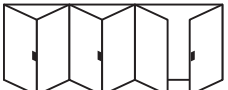
Scheme 431  4 sash
3 sliding to left
1 open to right


Scheme 550  5 sash
5 sliding to left

Scheme 532  5 sash
3 sliding to left
2 sliding to right

Scheme 541  5 sash
4 sliding to left
1 open to right

Scheme 660*  6 sash
6 sliding to left

Scheme 651  6 sash
5 sliding to left
1 open to right

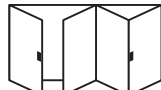
Scheme 633L  6 sash
3 sliding to left
3 sliding to right

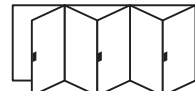
Scheme 202*  2 sash
0 sliding to left
2 sliding to right

Scheme 303  3 sash
0 sliding to left
3 sliding to right

Scheme 312  3 sash
1 open to left
2 sliding to right

Scheme 404*  4 sash
4 sliding to right

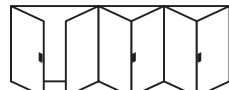
Scheme 413  4 sash
1 open to left
3 sliding to right

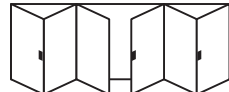
Scheme 505  5 sash
5 sliding to right

Scheme 523  5 sash
2 sliding to left
3 sliding to right

Scheme 514  5 sash
1 open to left
5 sliding to right

Scheme 606*  6 sash
6 sliding to right

Scheme 615  6 sash
1 open to left
5 sliding to right

Scheme 633R  6 sash
3 sliding to left
3 sliding to right

All scheme options are viewed from the outside

*Note: Schemes 202, 220, 404, 440, 606 & 660 have no external access. All other schemes have a Vectus Lock with internal/external locking. Doors can be supplied as open out or open in.

Maximum height for all schemes is 2400mm



Sliders (UK) Limited
Unit 232, Oldfield Road, Walton Summit, Bamber Bridge, Lancashire PR5 8BG
Tel: 01772 698222 Fax: 01772 698333
Email: sales@sliders-uk.com www.sliders-uk.com

Bi-Folding Door Limitations

Scheme	Min. Width	Max. Width
220	1200	1888
330	1725	2763
321	1727	2763
440	3000	3670
431	2258	3655
550	2787	4565
532	2789	4565
541	2789	4565
660	3320	5464
651	3320	5499
633	3320	5499

Note: Maximum and minimum sizes are guidelines. However, glazed sash weights must not exceed 80kg.